



Summary Feedback

(Combined feedback broadcasted multiple time this week)

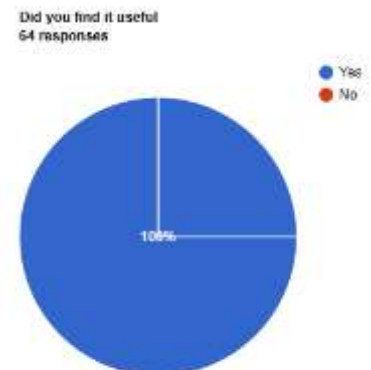
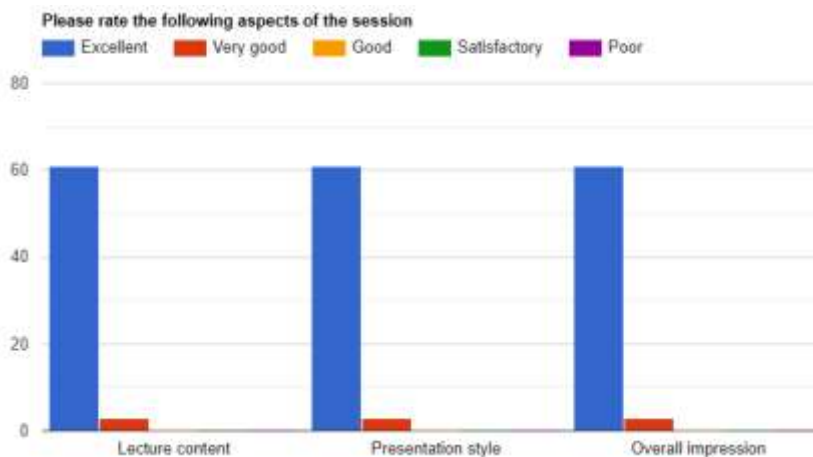
PRE-RECORDED: Basildon FRCR 2B 'A to Zee' Course 2020

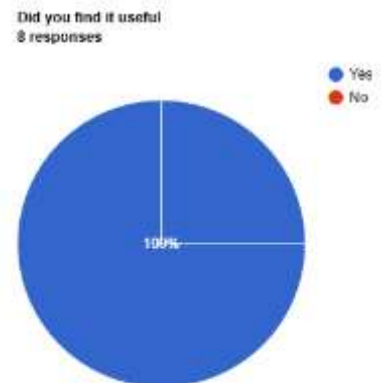
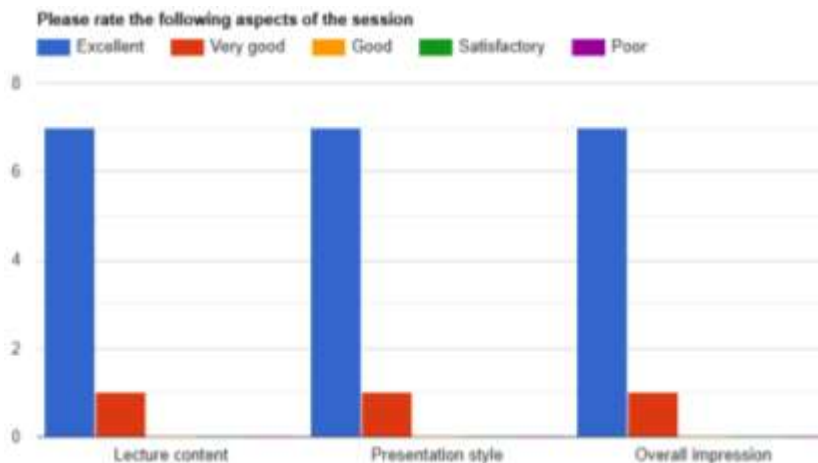
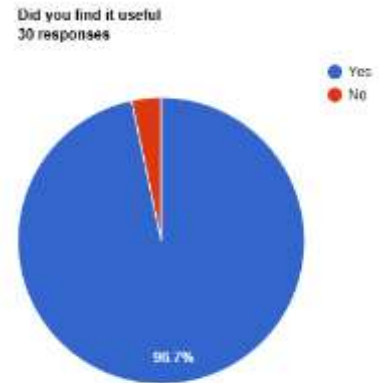
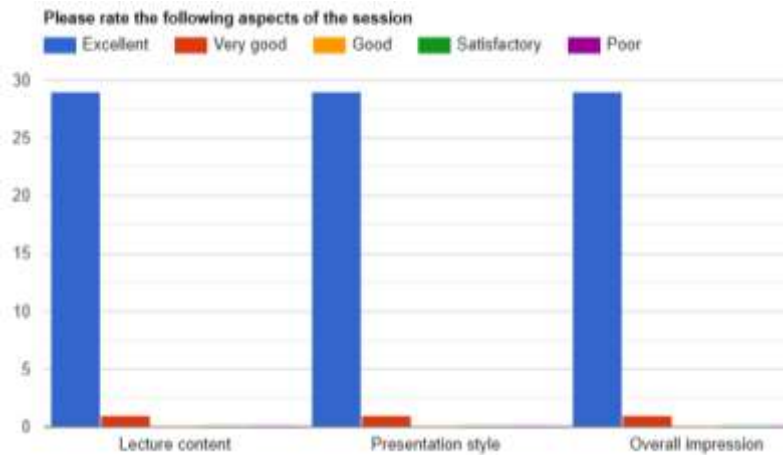
Session 17/36

**Paediatrics for FRCR
MSK Trauma, Infection, Tumours & Dysplasia
(23rd & 24th May 2026)
Lecturers: Samantha Low & Geeta Kapoor**

Summary Points:

- Total Attendees: 333 from 37 Countries (Austria, Australia, Bangladesh, Canada, Egypt, Ethiopia, Ghana, Hong Kong, India, Indonesia, Iran, Iraq, Jordan, Iraq, Kenya, Kuwait, Malaysia, Myanmar, Nepal, Nigeria, Norway, Oman, Pakistan, Qatar, Saudi Arabia, Somalia, South Korea, South Africa, Sri Lanka, Sudan, Thailand, Türkiye, UAE, UK, Ukraine, Yemen, Zimbabwe).
- Total duration: 3 hours (each session broadcasted thrice during the week)
- Total feedback received from 102 participants, from three different broadcasts



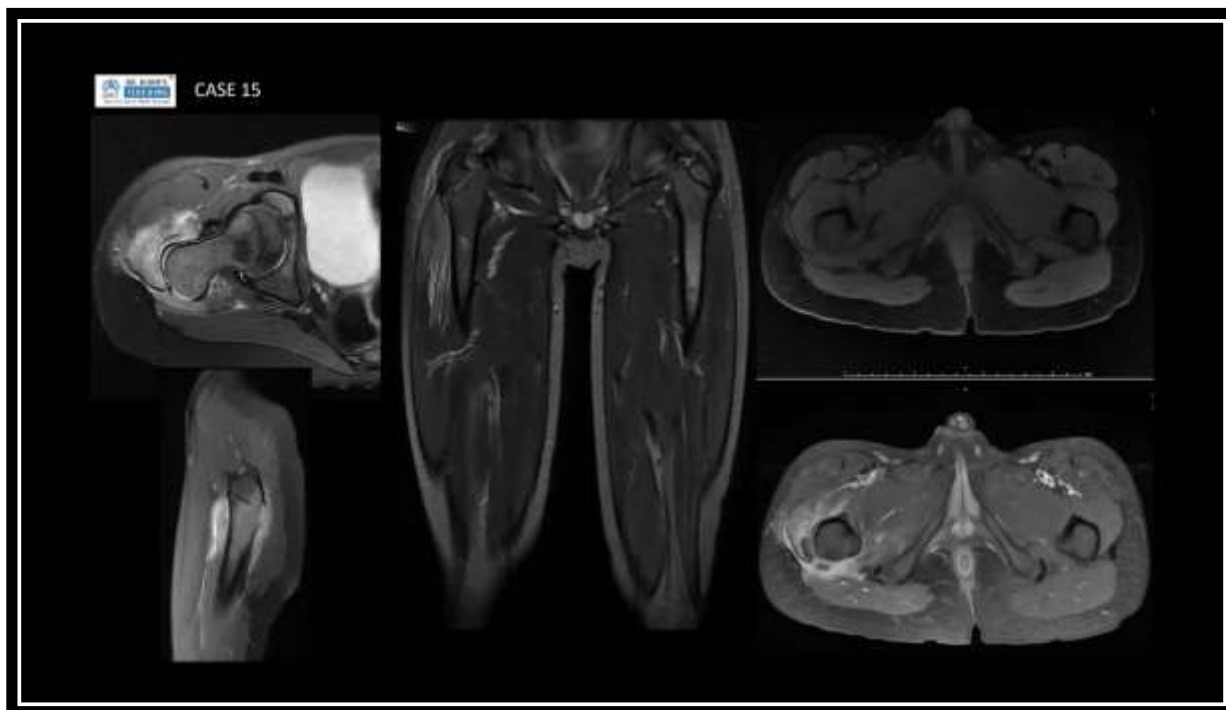


Testimonials

- Very informative session with many handy tips and tricks and marvelous cases, many thanks to the great teachers and DKT team (Egypt).
- The speakers were very experienced and knowledgeable. They are very patient and kind during viva sessions (Malaysia).
- The lecture was useful to me. The lecture covered all the important topics in paediatric MSK system. However, there is an important point that must be mentioned: this lecture was smooth and enjoyable thanks to the previous explanation by the wonderful doctor - Dr. Khan, who gave us a wonderful explanation of bone tumors and infections. Thank you Dr. Khan for your efforts (Jordan).
- The cardiac cases were good for us as we usually don't see them in practice (Pakistan).
- The cases were excellent as well as the discussion (Kenya).
- Interesting cases, useful for the exam (Austria).
- All the aspects were useful (Australia).
- Great teaching! Thoroughly covered the topics (Saudi Arabia).
- Clear images, I liked a little literature on the images (Nigeria).
- Really enjoyed the lecture. Interesting cases! (Pakistan).

- Detailed explanations using typical images (Saudi Arabia).
- Very extensive revision and nicely explained (Pakistan).
- The types of cases and discussion were useful (Pakistan).
- All the cases were useful to learn (Oman).
- Explanations after the cases were very useful (Pakistan).
- Excellent session. May God bless you all (Pakistan).
- It's all useful (UAE).
- Excellent case presentation (UAE).
- Cases and differentials were useful (UK).
- Excellent learning cases. Thank you (Pakistan).
- Excellent case based teaching (Pakistan).
- All the aspects were useful (Pakistan).
- All of it was useful (Sudan).
- Excellent session as there were many cases good for rapids (Pakistan).
- Valuable informative lecture! (Qatar).
- Variety of cases was useful (UK).
- Very good range of cases (UK).
- Cases combined with summary slides were useful (UK).
- All of it was useful (India).
- Excellent teaching of the cases (Nigeria).
- Very nice (UAE).
- Great teaching (Pakistan).
- Excellent, thanks (Myanmar).
- Brilliant session (UAE).
- Excellent session (Pakistan).
- Great session, thank you (UK).
- Excellent session (Nigeria).
- Excellent discussion on cases (India).
- The emphasis on key points was useful (Saudi Arabia).
- I liked the step by step approach to bone tumors (India).
- I liked the multiplicity of the presented cases (Qatar).
- The X-rays were the most useful (Pakistan).
- Great cases (UK).
- Well-thought cases (UK).
- Excellent teaching points (Sudan).
- Excellent variety of MSK cases (UK).
- Excellent explanation by the moderator (UK).
- Excellent variety of cases (Oman).
- Excellent variety of cases (India).
- Excellent cases and teaching (India).
- Excellent cases and descriptions (UK).
- Excellent content and delivery (UK).
- Excellent teaching (UK).
- Every aspect of the lecture was useful (Nigeria).





=====XX=====XX=====